


Training Modules

Topic Outline

Module 1: What is Power BI?.....	2
Module 2: Familiarization with Power BI Desktop.....	2
Module 3: What is Power Query?.....	2
Module 4: What is Power BI Service?.....	2
Module 5: Power BI Licenses Overview.....	3
Module 6: Dashboard Design Best Practices.....	3
KEY TAKEAWAYS.....	3

Microsoft Power BI Training



Module 1: What is Power BI?

In this module, participants will be introduced to the fundamentals of Power BI and gain insight into how Power BI can be utilized to improve various aspects of their organization.

Topics Covered:

1. Introduction to Power BI
2. Power BI Development Process
3. Elements of Power BI
4. Power BI Use Cases
5. Building Blocks of Power BI

Module 2: Familiarization with Power BI Desktop

In this module, participants will be able to become acquainted with Power BI's user interface and the fundamental visualizations that can be utilized for Power BI reports.

Topics Covered:

1. Power BI Desktop's User Interface
2. Basic Visualizations

Module 3: What is Power Query?

In this module, participants will become acquainted with the user interface of the Power Query Editor and understand the concept of how data can be refined and manipulated to maximize the potential of report creation. Additionally, they will be introduced to Data Analytics Expressions (DAX), which can aid in data cleansing and transformation.

Topics Covered:

1. Introduction to Power Query
2. Power Query Editor's User Interface
3. Data Analytics Expressions (DAX)


Module 4: What is Power BI Service?

In this module, participants will be introduced to the Power BI Service. They will gain an understanding of how to publish and share reports and how to trigger data refreshes.

Topics Covered:

1. Introduction to Power BI Service
2. Power BI Service's User Interface
3. Publish & Share Reports
4. Power BI's Data Refresh

Microsoft Power BI Training



Module 5: Power BI Licenses Overview

In this module, participants will gain an understanding of the differences between the various Power BI licenses.

Topics Covered:

1. Basic difference between Power BI Licenses

Module 6: Dashboard Design Best Practices

In this module, participants will learn the best practices that should be observed during the creation and implementation of a Power BI Dashboard.


Topics Covered:

1. Best practices for designing a Power BI Dashboard

KEY TAKEAWAYS

By the conclusion of this webinar, participants will have acquired the knowledge to successfully:

1. Navigate the Power BI Desktop, Power Query Editor, and Power BI Service.
2. Clean and transform data to be machine readable.
3. Construct compelling visuals and reports.
4. Generate effective Power BI reports for improved business analysis.
5. Publish Power BI reports to Power BI Service.
6. Share reports with their organization.



2-day Training Agenda

Training Outline

Day 1

Module 1: What is Power BI?

Module 2: Familiarization with Power BI Desktop

Day 2

Module 3: What is Power Query?

Module 4: What is Power BI Service?

Module 5: Power BI Licenses Overview

Module 6: Dashboard Design Best Practices